




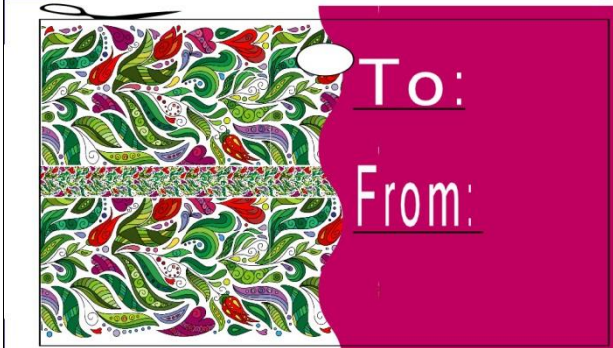


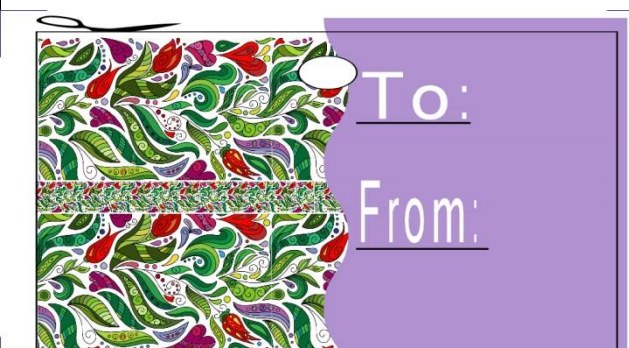

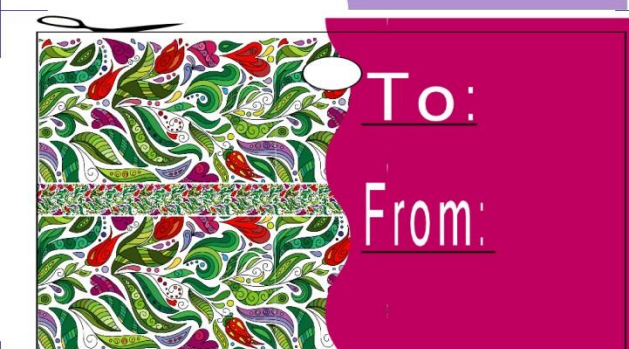

Planning Your DIY Christmas

Printable Gift Bags & Tags

Christine J. Dalziel
Joybilee Farm





	
	
	
	
<p>Print sheet. Cut out on solid line around each tag. Punch hole. Insert twine.</p>	





How to put together the gift bag

(3 ¼ wide x 4 ½ high x 1 ½ deep)

This small gift bag is big enough for lip balms, salve tins, a 1 ½ to 2 inch circumference votive or pillar candle, beard oil, deodorant, essential oil bottles, tincture bottles, tree decorations, jewelry.

Step 1:

Cut out the bag outline by following the scissor diagram. Do not cut off the flaps at the bottom of the bag.

Step 2:

Fold over the top edge of the bag by ¼ inch, wrong sides together. (there is no line to mark this fold.)

Step 3:

Fold the flaps (2) and tabs (2) on the bottom of the bag, wrong sides together.

Step 4:

Fold and crease the sides of the bag along the fold lines (4). This will define the front and back of the bag and the two side panels. There will be a flap (A) on one edge of the bag.

Step 5:

Glue the bottom flaps and tabs (B) together, so that the square tabs fit inside the angled flaps. Glue flap A to the edge on the opposite side of the bag – right side (A) to wrong side.

Step 6: (optional)

Attach a handle:

Punch four holes in the top of the bag to hold a string handle. Ensure that the two holes on each side of the top of the bag are parallel and identical to the holes of the opposite side of the top of the bag.

Cut one piece of butcher twine or jute string 12 inches long. Thread the string through the holes on one side of the bag and then on the other side of the bag, so that it make a single loop. Tie the two loose ends of the string together. Pull up on the string between the holes on either side of the bag to form the two handles. Slide the knot to the inside of the bag.

Step 7:

Admire your work. Now put a gift in the bag. Attach a gift tag.

For more fun projects see JoybileeFarm.com



Gift Bag



Gift Bag



Gift Bag

